



# How to spot a Fake I.D

---

Deputy Les Wiemers  
Weld County Sheriffs Office  
Aims School Resource Officer



---

Today's fake ID is much harder to detect than in years past, thanks to technological advances. There are many tech-savvy people who recreate the state license.

# Obtaining an I.D. is easy

There are sites online where people can purchase a real-looking driver's license as a “Novelty Item”.





---

Follow these steps to  
help you identify  
whether or not a person  
is using a fake I.D.

# Step 1


- Watch the person who has the ID for signs of nervousness.
  - Nervous body language such as darting eyes or fidgeting.
- Be wary if the person clearly looks young.





# Step 2




- Compare the person to the picture.
  - Keep in mind hairstyles and colors change, so you should be looking at facial features.
- The height and weight information is a big help.

 **St. Angela's College**  
*Lough Gill, Sligo*  
*Telephone: (071) - 9143580*

**Expires: End August 2007**

**NAME: Example Student**  
**Class: Example Group**

**Year of Entry: 1900**  
**D.O.B.: 01/01/1900**

ENTER CHARACTERS/NUMBERS EXACTLY AS THEY APPEAR ABOVE  
(DO NOT ENTER IN THE ASTERISKS)

# Step 3

- Look for signs of tampering.
- Fuzzy numbers or letters, red eye in the photo or bumpy surfaces are good clues.
- Key information often tampered with is the picture, birth date, height and weight.
- Numbers or a state seal may not match up after the laminate is put back in place, and the card may have rough edges--especially around the picture.



# Step 4

## ■ Check the expiration date.

■ A license with an expired date may signify it is a borrowed license as the original license holder may give one away which is no longer needed.

## ■ In contrast, check for an ID which is marked as a duplicate.

■ This could indicate the original license holder may have requested a second license for someone to use.



# Step 5

- Get out a recent book of each state's driver license details and compare to the ID.

Rules change often, so make sure the copy is up to date.

- Compare the birth date against the driver's license number as many forgers forget to change this detail.

- Many states code the license number with the birth date and other identifying data.

For example, in Wisconsin the seventh and eighth numbers match the year of birth and the ninth through eleventh numbers indicate the person's sex.



**Don't be Faked Out by Fake ID**

No person shall sell or supply **tobacco or alcohol** to a person who is under 19 years old.

Only the following ID's are acceptable for buying alcohol and tobacco in Ontario:

- Ontario Driver's Licence • LCBO (formerly LLBO) • BYID Card
- Canadian Passport • Canadian Citizenship Card • Canadian Armed Forces ID Card

**When Checking ID, Take Your Time & Look Closely...**

- Ask the person to state their name, full address and birth date. If they hesitate or make a mistake the ID is probably not theirs.
- Make sure the photo is original, and not faded or colour changed. Check to see if there is another picture under the one you are looking at.
- Magnetic strips should not be laminated.
- Watch for double lamination: information won't line up or there will be air bubbles.
- Lamination should be sealed.

Should be first letter of the person's last name

Should match the person in front of you

Should match year of birth

Should match day of birth

Make sure the person is 19 according to year, month, and day of birth

Questions? Please call...

**PUBLIC HEALTH**  
376-9420  
1-800-263-3456

**CRIME STOPPERS**  
1-800-222-8477

**GREY BRUCE PARTNERS IN HEALTH**  
Together For Life

**FOCUS**  
Substance Abuse and Injury Prevention

Adapted with permission from Hamilton, Kawartha, Pine Ridge District Health Unit and Hastings and Prince Edward Counties Health Unit.

# Step 6

- Ask the person for a second, or even third form of ID if you are still unsure.
- In the case of a borrowed driver's license where the person looks similar to the original owner of the ID, it is unlikely there will be multiple cards with the same name as the ID. Ask for credit cards.



# Step 7

Talk to the person, and insert key questions which are not usually thought of when someone changes the dates on a license.

Ask for the person's zodiac sign or high school graduation year.

When you believe it is a borrowed ID, ask what the middle initial stands for and see if there is a hesitation before the response.





---

What are the  
underage users  
being taught?



# Advice from a website

---

“It's all about confidence. You'll find that a good 50 to 75 percent of the time you'll never even be *asked* for your ID. When you are asked though, it's important to have your game face ready.”



# Advise from a website

---

“Look slightly annoyed, why do you need to see *my* ID? I'm clearly old enough. Present it promptly, but awkwardly as if you are rarely asked, have it behind a plastic cover in a **SEPARATE** wallet from your normal one, present the whole wallet. If they ask you to remove it, do so.”



# Advise from a website

---

“If the picture is of you or a decent facsimile look them in the eyes. If it looks NOTHING like you, pick up some item at the counter: lighter, candy bar, gum, anything and start fiddling with it, act like you have ADHD. If the door opens, turn around and look curiously - not nervously. Have the money ready, but don't look eager. Assuming it's not YOUR ID (or your brother's), be ready to run if you have to. Technically this is felony fraud but I've never heard of someone getting charged that harshly.”



## Bottom line

---

- Trust your “gut feeling”.
- If you strongly suspect the ID is fake and feel comfortable refusing service, then do so, but do not risk harm attempting to detain a person you suspect is committing fraud.

**Think Safety First**



# Deputy Les Wiemers

If I can be of any help  
please let me know.

- Weld County Sheriffs Office
- Aims School Resource Officer
- Office: 970-356-4015 X4174
- Cell: 970-539-2171
- Email: [lwiemers@co.weld.co.us](mailto:lwiemers@co.weld.co.us)  
or: [security@aims.edu](mailto:security@aims.edu)
- Website: [Weldsheriff.com](http://Weldsheriff.com)

Thank you

